

Model BFS-4301VP

Features

1-CH Passive Video & Power Transceiver (12V/24V DC/AC)

- Color video signal up to 1300ft(400m)via UTP cat5e/6
- Transmit power signal up to 750ft(250m)
- Male BNC with extended mini-coax pigtail
- RJ45 Jack for UTP cable
- NTSC, PAL & SECAM video format compatible
- Real-time transmission
- No power required
- Exceptional interference rejection
- Built-in TVS for surge protection
- Lightning protection design Grade:III
- 50 dB crosstalk and noise immunity
- Wave Filter Design, Anti-Static Design
- Compact size and easy installation
- ABS Engineering plastic housing



Overview

The BFS-4301VP video balun is a passive (non-amplified) device that allows the transmission of real-time CCTV video signal via cost-effective Unshielded Twisted Paired(UTP) cable. Baseband (composite) signals of any type are support

Used in pairs, BFS-4301VP eliminates costly and bulky coaxial cable, allowing live CCTV color video signal up to 1300ft (400m),power transmission up to 750ft(250m). BFS-4301VP is also compatible with all the other FOLKSAFE passive transceiver for application at distance up to 1300ft(400m) and active receiver up to 2200ft(700m).

The superial interference rejection and low emissions of the BFS-4301VP allow video signals to coexist in the same wire bundle as telephone, datacom, or low-voltage power circuits. This allows the use of a shared or existing cable plant. BFS-4301VP has built-in surge suppression to protect video equipment against damaging voltage spikes. Its crosstalk and noise immunity ensure quality video signals.

Applications

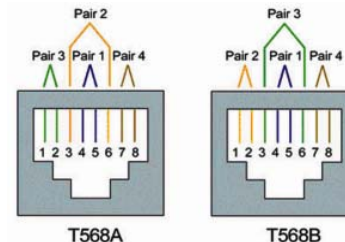
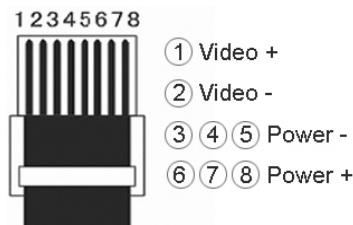
- Security Monitoring System
- Multimedia Network Teaching System
- Medical Monitoring Display System
- Industrial Automation Control System
- Banking, securities, financial information display system
- Remote Network Server Monitoring
- Department Store Security
- Casino Security
- Hospitals, Airports and banks
- School Campuses

Wire and Cable Recommendations

BFS-4301VP is recommended to use with Unshielded Twisted Paired (UTP) wiring from 24AWG through 22AWG. Individually shielded pairs should be avoided, as they reduce the operating range of the systems drastically. Multi-pair cable (25-pair or more) with an overall shield are acceptable. Video signals can coexist in the same wire bundle as telephone, datacom, or low-voltages power circuits. While video may be routed through telephone punch-down block terminals, any bridge-taps, also called T-taps and any resistive, capacitive or inductive devices **MUST BE** removed from the pair.

For more specific information regarding wire types, gauges and proper installation techniques, please contact us for technical assistance.

	1	2	3	4	5	6	7	8
T568A:	White Green	Green	White Orange	Blue	White Blue	Orange	White Brown	Brown
T568B:	White Orange	Orange	White Green	Blue	White Blue	Green	White Brown	Brown



Technical Specifications

Model		BFS-4301VP	
Product Name		Single Channel Passive Video and Power Transceiver	
Applied Devices		CCTV cameras, monitors, DVR, switchers, IP encoders, and other CCTV equipment	
Video	Video Format	PAL, NTSC, SECAM	
	Operating Frequency	DC to 5MHz	
	Max Distance	UTP Category 5e (24AWG) Color: 1300ft(400m) B&W: 1950ft(600m)	
	Common-mode/Differential-mode rejection	15 KHz to 5 MHz 60 dB typ	
	Impedance	Coax, Male BNC	75 ohms
		UTP,RJ45	100 ohms
Attenuation	0.5 dB typ		
Wire Type	Network Wiring	One Unshielded Twisted Pair (for each video signal) 24-16 AWG (0.5-1.31mm)	
	Category Type	2 or better	
	Impedance	100 ± 20 ohms	
	DC Loop Resistance	52 ohms per 1,000ft (18 ohms per 100m)	
	Differential Capacitance	19 pF/ft max (62 pF/m max)	
Power	Power Input	No external power required	
	Power transmission	12V/24V,DC/AC, up to 750ft(250m) via UTP cat5e/6	
Connector	Video input/output	Male BNC connector	
	Video input/output	RJ45 Jack	
Protection	Surge Protection	Built-in Transient Voltage Suppressor(TVS)	
	Antistatic	YES	
Mechanical	Dimensions(L*W*H)	65*36*25mm (BNC connector & cable excluded)	
	Housing	ABS engineering plastic	
	Body Color	Black	
	Net Weight	60g	
Environmental	Operating Temperature	-25° ~ 75° C	
	Relative Humidity	0~95% (non-condensing)	
	Storage Temperature	-40° ~ 150° C	

Application Diagram

Diagram 1 FS-4301VP + FS-4301VP
(transmitter unit) (receiver unit)

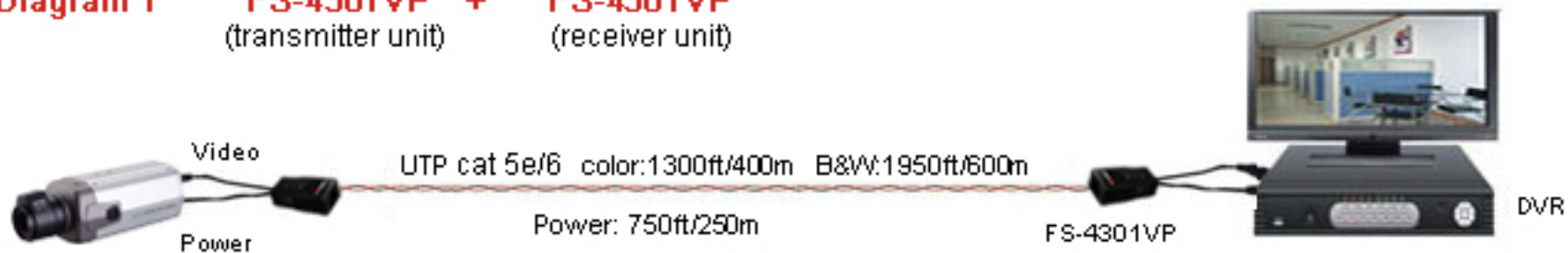


Diagram 2 FS-4301VP + FS-4616VPS

